



WP Sulfatex

- Sulfatex Grout -

Rigid mineral waterproofing grout with high resistance to sulphate



Colour	Availability
	Quantity per pallet 36
	Size / Quantity 25 kg
	Type of container Paper bag
	Container code 25
	Art. no.
grey	0430 ■

Application rate Approx. 1.6 kg/m²/mm layer thickness



Range of use



- Subsequent waterproofing of basements from the interior
- Subsequent plinth waterproofing
- Waterproofing of reservoirs against inside water pressure
- Damp proofing for below ground waterproofing measures
- Building elements in contact with drinking water
- Salt-loaded substrates
- WW waterproofing slurry as per DIN 19573

Property profile

- Very low emissions (GEV-EMICODE EC ⁺plus)
- Water pressure tight
- High sulphate resistance and low active alkali content (SR/NA)
- Very good adhesion to the substrate
- Enables water vapour diffusion
- Chemical resistance according to DIN 4030 up to level of attack: XA2

Characteristic data of the product

Water requirement	20-21% corresponding to 5.0 l / 25 kg
Water absorption coefficient w ₂₄	< 0.1 kg/(m ² h ^{0.5})
Water vapour diffusion resistance	μ < 200
Chemical resistance	XWW1 - XWW3 as per DIN 19573
Compressive strength (28 d)	Approx. 30 N/mm ²
Flexural tensile strength (28 days)	Approx. 6 N/mm ²

The values stated represent typical characteristic data of the product and are not to be understood as binding product specifications.

Certificates

- Prüfzeugnis gem. DVGW-Arbeitsblatt W 347, Hygiene Institut Gelsenkirchen
- Prüfzeugnis gem. DVGW-Arbeitsblatt W 270, Hygiene Institut Gelsenkirchen
- U-Bericht rückseitig wirkender Wasserdruck
- ABP MDS_P-AB 063-03 MPA BS_gültig bis 06.06.2024
- Lizenz zur Führung des EMICODE_GEV vom 03.09.2019

Possible system products

- MB 2K (3014)
- Kiesol (1810)
- Kiesol MB (3008)
- Kiesol C ^[basic] (0727)

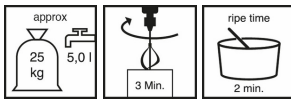


- > Kiesol C+ (0743)
- > Kiesol iK (1813)
- > Remmers Restoration Renders
- > SP Prep (0400)
- > WP Top ^[basic] (0428)
- > Sulfatex Liquid (0663)
- > WP DS Levell (0426)
- > Remmers PMBCs

Preparation

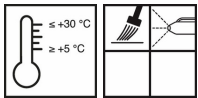
- **Substrate requirements**
Clean, dust-free and capable of supporting a load.
Pre-wet highly absorbent substrates.
- **Substrate preparation**
Remove render and/or coatings at least 80 cm above the damaged area.
In the floor-wall connection remove screed for a width of approx. 20 cm.
Break off or slope corners and edges.
Coves must be rounded out.
Seal passing-through pipes by using the product to form a cove around them.
Salt inhibitor
Pre-treat salt-contaminated substrates with Sulfatex LQ and Salt IH.
Exterior priming:
Prime mineral substrates with Kiesol (1:1 with water)/Kiesol MB.
Interior priming:
Prime mineral substrates with Kiesol (1:1 in water).
Waterproofing in drinking water areas
Apply three layers of material to the prepared, pre-wetted substrate without priming.

Production of the mixture



- **Mixing**
Pour water into a clean container and add dry mortar.
Mix thoroughly with a mixer for approx. 3 minutes until homogeneous.
Maturing time approx. 2 minutes
Mix again and, if needed, add a small quantity of water.

Directions



- **Conditions for use**
Low temperatures increase, while high temperatures decrease the working and setting time.
Temperature of the material, air and substrate: from min. +5 °C to max. +30 °C.
- **Working time (+20 °C)**
Approx. 60 minutes

Apply at least two layers of the material.

Bonding layer before render application

Apply another slurry layer of the product and apply render wet-on-wet.
Alternative: apply a slurry layer of the product, throw on SP Prep, apply render once dry.

Tips on use

Do not use in direct sunlight.
The maximum total wet coat thickness must not exceed 5 mm.
Once it has hardened, mortar must not be made workable again by adding either water or more wet mortar.
Protect the fresh waterproofing layer from rain, direct sunlight, frost and condensation water.
Once dry, protect from mechanical damage.
Please contact Remmers Technical Service (phone +49 5432 83900) before applying with machine processing.

Application examples

Layer thicknesses and application rate for subsequent interior and exterior waterproofing




Water impact class (DIN 18533)	Load group as per WTA 4-6-14	Minimum layer thickness (mm)	Application quantity of fresh mortar (kg/m ²)	Powder application rate (kg/m ²)	Yield 25 kg (paper bag) (m ²)
W4-E Splashing water on wall plinths and capillary water in and under walls in contact with the ground	Splashing water/plinth waterproofing	≥ 2.0	approx. 4.0	approx. 3.2	approx. 7.5
W1.1-E/W1.2-E Soil moisture and non-pressing water	Soil moisture and non-pressing water	≥ 2.0	approx. 4.0	approx. 3.2	approx. 7.5
W2.1-E Moderate impact of pressing water (immersion depth < 3 m)	Standing seepage water and pressing water	≥ 3.0	approx. 6.0	approx. 4.8	approx. 5.0
----	Water containers with water depths up to 10 metres	≥ 3.0	approx. 6.0	approx. 4.8	approx. 5.0

Notes

The mixing water must be of drinking water quality.
 May contain traces of pyrite (iron sulphide).
 Low chromate content in accordance with Directive 2003/53/EC.
 Always set up a trial area/trial areas first.
 The characteristic data of the product were calculated under laboratory conditions at 20°C and 65% relative humidity.
 The relevant test certificates must be observed when planning and carrying out work.
 Deviations from applicable regulations must be agreed separately.
 The special agreements as well as test certificates can be downloaded online at www.remmers.com.

Tools / Cleaning


Mixer, ceiling brush, slurry broom



Clean tools with water while the material is still fresh.

Storage / Shelf life

If stored in an unopened container and in a dry place, the product will keep for approx. 12 months.



Safety data / Regulations

For further information on the safety aspects of transporting, storing and handling the product and on disposal and environmental matters, please see the current Safety Data Sheet.

Disposal

Larger quantities of leftover product should be disposed of in the original containers in accordance with the applicable regulations. Completely empty, clean containers should be recycled. Do not dispose of together with household waste. Do not allow to enter the sewage system. Do not empty into drains.

Please note that the data and information given above have been calculated as guidelines in the laboratory and from real-life experience and are therefore not binding as a basic principle.

This information is therefore of a general nature only and describes our products and how they are used and worked with. In this respect, it must be borne in mind that the varied and diverse nature of the

prevailing working conditions, materials used and construction sites encountered means that not every individual case can be covered. In this respect, we therefore recommend either conducting tests or liaising with us in the event of any doubt. Unless we have provided express written assurance of the products' specific suitability or characteristics in respect of a contractually stipulated intended use, any technical application-related advice or instruction will never

be binding, even though it is provided to the best of our knowledge. In all other respects, our general terms and conditions of sale and delivery shall apply.

When a new version of this Technical Data Sheet is published, it shall replace the previous version.