



SP Levell

- Undercoat Render -

Salt storing, WTA-compliant pore undercoat render in the restoration render system for masonry subjected to moisture and salt loads



Colour	Availability
	Quantity per pallet 42
	Size / Quantity 20 kg
	Type of container Paper bag
	Container code 20
	Art. no.
grey (inherent colour)	0401 ■

Application rate

Approx. 9.5 kg/m²/cm layer thickness

Apply to a large enough trial area to determine the precise amount required.



Range of use

- Wall surfaces and masonry subjected to moisture and damaging salts
- Old buildings, cellars and facades
- Removal of salt and reduction of moisture
- Condensate buffer and protective layer on internal seals



Property profile

- High salt storing capacity
- Porosity > 45 vol%
- High sulphate resistance and low active alkali content (SR/NA)
- Enables water vapour diffusion
- Capillary-active
- Single-layer application thickness from 10 to 40 mm
- Machine workable

Characteristic data of the product

Porosity	> 45 vol.%
Layer thickness	Single layer 10 to 40 mm
Bulk density	Approx. 1.0 kg/dm ³
Water requirement	Approx. 6.5 l/20 kg
Capillary water absorption w24	> 1.0 kg/m ²
Water vapour permeability	μ ≤ 15
Water penetration depth	After 24 h > 5 mm
Reaction to fire	Class A1
Compressive strength	CS III (3.5 - 7.5 N/mm ²)
Maximum grain size	2 mm aggregate as per DIN EN 13139
External surveillance	GG-Cert + WTA

The values stated represent typical characteristic data of the product and are not to be understood as binding product specifications.

Certificates

- [WTA certificate](#)



- ▶ **Remmers International Guarantee**
Inasmuch as a Remmers International Guarantee (RIG) has been granted, only the conditions / requirements indicated in the written contract between the RIG specialist firm and Remmers shall apply.

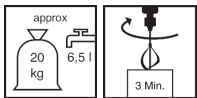
Possible system products

- ▶ **Kiesol (1810)**
- ▶ **SP Prep (0400)**
- ▶ **Remmers waterproofing slurries**
- ▶ **Remmers Restoration Renders**

Preparation

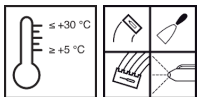
- **Substrate requirements**
Clean, dust-free and capable of supporting a load.
- **Substrate preparation**
Remove render, paint layers and coatings at least 80 cm above the damaged area.
Chase out friable joints to a depth of at least 2 cm.
Pre-wet absorbent substrates so that they are slightly damp.
Substrate: absorbent with low strength
Apply SP Prep as a bonding layer in a network pattern (covering 50-70% of the surface) at a layer thickness of max. 5 mm.
Alternative: apply SP Levell as a scratch coat (contact layer).
Substrate: weakly absorbent
Apply SP Prep so that it fully covers the surface (100%) at a layer thickness of max. 5 mm.
Alternative: apply SP Levell as a scratch coat (contact layer).
Substrate: mineral waterproofing slurry
Apply SP Prep over the entire surface area (100%) of the last slurry layer, wet-on-wet, as a bonding layer with a maximum coating thickness of 5 mm.

Production of the mixture



- **Mixing**
Pour water into a clean container and add dry mortar.
Mix thoroughly for approximately 3 minutes until the proper consistency for working has been achieved.
If using a rendering machine, the corresponding water control value must be determined on site.

Directions



- **Conditions for use**
Temperature of the material, air and substrate: from min. +5 °C to max. +30 °C.
Low temperatures increase, while high temperatures decrease the working and setting time.
- **Working time (+20 °C)**
Approx. 60 minutes

One-layer
Apply product using a suitable tool or machine.

Two-layer
Roughen the first layer with a render comb.
Apply second layer once sufficiently dry.
Level off surface with a long float.
Use a render comb to roughen horizontally in preparation for the next layer of render after setting.
Alternative: Once the surface is sufficiently dry, use a grated scraper to prepare it for subsequent coatings.

Tips on use

Once it has hardened, mortar must not be made workable again by adding either water or more wet mortar.
Protect wet mortar surfaces against frost, rain and drying out too quickly for at least 4 days.
Hairline/shrinkage cracks are safe and are not cause for complaint as they do not impair the properties of the mortar.
To ensure that the renovation is successful, the relevant drying conditions according to WTA Code of Practice 2-9-20/D must be met.
Please contact Remmers Technical Service (phone +49 5432 83900) before applying with machine processing.
When processing in machines, the product-specific data, such as strength, air void content, etc. might change.

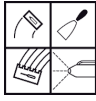
Notes

May contain traces of pyrite (iron sulphide).
Do not use on gypsum-based substrates.
The mixing water must be of drinking water quality.
Low chromate content in accordance with Directive 2003/53/EC.
Always set up a trial area/trial areas first.
The characteristic data of the product were calculated under laboratory conditions at 20°C and 65% relative humidity.
Deviations from applicable regulations must be agreed separately.
The relevant test certificates must be observed when planning and carrying out work.



Tools / Cleaning

Clean tools with water while the material is still fresh.

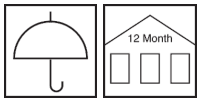


Remmers tools

- > Mischgefäß (4030)
- > Putzkamm (4130)
- > Gitterrabort (4231)
- > Aufziehplatte (4436)
- > Alu-Kardätsche mit Holzgriff (4429)
- > Spritzputzapparat (4439)
- > Smoothing Trowel (4004)
- > Glättkelle (4117)
- > Smoothing Trowel Duo (4118)

Storage / Shelf life

If stored in an unopened container and in a dry place, the product will keep for approx. 12 months.



Safety data / Regulations

For further information on the safety aspects of transporting, storing and handling the product and on disposal and environmental matters, please see the current Safety Data Sheet.

Disposal

Larger quantities of leftover product should be disposed of in the original containers in accordance with the applicable regulations. Completely empty, clean containers should be recycled. Do not dispose of together with household waste. Do not allow to enter the sewage system. Do not empty into drains.

Declaration of performance

- > [Declaration of performance](#)

Declaration of conformity



Remmers GmbH

Bernhard-Remmers-Str. 13, D – 49624 Lönningen

UKCA Remmers (UK) Limited

Unit 4, Lloyds Court, Manor Royal Crawley, RH10 9QU

CE 09 / UKCA 21

GBI-P 43-5

EN 998-1: 2017-02

0401

Designed rendering/plastering mortar without special characteristics

Reaction to fire:	Class A1
Adhesion:	≥ 0.08 N/mm ² (fracture pattern B)
Water absorption:	≥ 1.0 kg/m ² after 24 h
Water vapour permeability:	μ ≤ 15
Thermal conductivity (λ10,dry):	≤ 0.27 W/(mK) for P = 50% ≤ 0.30 W/(mK) for P = 90%
Durability (against freeze-thaw):	Resistant, by use acc. TDS

Please note that the data and information given above have been calculated as guidelines in the laboratory and from real-life experience and are therefore not binding as a basic principle.

This information is therefore of a general nature only and describes our products and how they are used and worked with. In this respect, it must be borne in mind that the varied and diverse nature of the

prevailing working conditions, materials used and construction sites encountered means that not every individual case can be covered. In this respect, we therefore recommend either conducting tests or liaising with us in the event of any doubt. Unless we have provided express written assurance of the products' specific suitability or characteristics in respect of a contractually stipulated intended use, any technical application-related advice or instruction will never

be binding, even though it is provided to the best of our knowledge. In all other respects, our general terms and conditions of sale and delivery shall apply.

When a new version of this Technical Data Sheet is published, it shall replace the previous version.