



## SP Top White

### - Restoration Plaster White -

WTA-compliant restoration plaster for masonry with moisture and salt loads



Colour	Availability	
	Quantity per pallet	42
	<b>Size / Quantity</b>	<b>20 kg</b>
	Type of container	Paper bag
	Container code	20
	<b>Art. no.</b>	
white	0402	■
Silo upon request.		

#### Application rate

Approx. 8.8 kg/m<sup>2</sup>/cm layer thickness

Apply to a large enough trial area to determine the precise amount required.



#### Range of use

- Repair, renovation and restoration of wall surfaces and masonry subjected to moisture and salt loads
- Internal wall surfaces in cellars, old buildings and facades
- Can be used in combination with SP Levell in areas exposed to high levels of harmful salts
- Can be applied in a single layer as an undercoat or finishing coat



#### Property profile

- High sulphate resistance and low active alkali content (SR/NA)
- Enables water vapour diffusion
- Single-layer application thickness up to 30 mm
- Machine workable
- High salt storing capacity
- Pore hydrophobic
- Fibre-reinforced
- Promotes drying

#### Characteristic data of the product

Porosity	> 50 vol.%
Layer thickness	Single layer 10 - 30 mm, two layers up to 40 mm
Bulk density	Approx. 0.9 kg/dm <sup>3</sup>
Compressive strength class	CS II (1.5 - 5.0 N/mm <sup>2</sup> )
Water requirement	Approx. 5.8 l/20 kg
Capillary water absorption w24	> 0.3 kg/m <sup>2</sup>
Water vapour permeability	μ ≤ 15
Water penetration depth	After 24 h < 5 mm
Reaction to fire	Class A1
Maximum grain size	1.25 mm Aggregate as per DIN EN 13139
External surveillance	GG Cert + WTA

The values stated represent typical characteristic data of the product and are not to be understood as binding product specifications.

#### Certificates

➤ [WTA certificate](#)



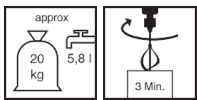
Possible system products

- Kiesol (1810)
- SP Prep (0400)
- SP Levell (0401)
- SP Top Q2 (0408)
- SP Fill Q3 (0409)
- Remmers waterproofing slurries
- Tex 6.5/100 (0236)

Preparation

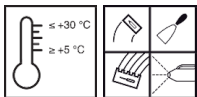
- Substrate requirements  
Clean, dust-free and capable of supporting a load.
  
- Substrate preparation  
Remove render, paint layers and coatings at least 80 cm above the damaged area.  
Chase out friable joints to a depth of at least 2 cm.  
Pre-wet absorbent substrates so that they are slightly damp.  
**Substrate: absorbent**  
Apply SP Prep or SP Prep rapid as a bonding layer in net form (covering area 50-70%) with max. 5 mm layer thickness.  
Alternative: apply SP Top White as a scratch coat (contact layer).  
**Substrate: weakly absorbent**  
Apply SP Prep or SP Prep rapid at full coverage (100%) with max. 5 mm layer thickness.  
Alternative: apply SP Top White as a scratch coat (contact layer).  
**Substrate: mineral waterproofing slurry**  
Apply SP Prep as a full-coverage bonding layer on the last slurry layer wet-on-wet.

Production of the mixture



- Mixing  
Pour water into a clean container and add dry mortar.  
Mix thoroughly for approximately 3 minutes until the proper consistency for working has been achieved.  
If using a rendering machine, the corresponding water control value must be determined on site.

Directions



- Conditions for use  
Temperature of the material, air and substrate: from min. +5 °C to max. +30 °C.  
Low temperatures increase, while high temperatures decrease the working and setting time.
  
- Working time (+20 °C)  
Approx. 60 minutes
  
- Contact layer**  
Apply the product using a suitable tool.
- One-layer**  
Apply product using a suitable tool or machine.
- Two-layer**  
Roughen the first layer with a render comb.  
Apply second layer once sufficiently dry.  
Alternatively, apply the total layer thickness in 2 coats, wet on wet, embedding reinforcement fabric (Tex 6.5/100).  
Ensure that fabric sheets overlap by at least 10 cm.  
Level off surface with a long float.  
Finish the surface once set.  
Prepare the surface for subsequent layers with a grated scraper after sufficient setting.  
Pre-wet hydrophobic surfaces with deionised water so that they are slightly damp before applying further render coats.

Tips on use

Once it has hardened, mortar must not be made workable again by adding either water or more wet mortar.  
On critical substrates (highly uneven, fissured, mixed masonry) we recommend incorporating the reinforcement fabric in the upper third of the restoration render.  
Apply additional diagonal reinforcement to the edges of building openings.  
Protect wet mortar surfaces against frost, rain and drying out too quickly for at least 4 days.  
At larger coating thicknesses of 10 - 30 mm, it is recommended to apply the mortar "wet on wet" in the render layer.  
Work can continue on scraped surfaces can after 24-48 hours.  
Work can continue on smoothed surfaces after min. 14 days.  
Hairline/shrinkage cracks are safe and are not cause for complaint as they do not impair the properties of the mortar.  
To ensure that the renovation is successful, the relevant drying conditions according to WTA Code of Practice 2-9-20/D must be met.  
Please contact Remmers Technical Service (phone +49 5432 83900) before applying with machine processing.  
When processing in machines, the product-specific data, such as strength, air void content, etc. might change.

Notes

May contain traces of pyrite (iron sulphide).



Do not use on gypsum-based substrates.  
The mixing water must be of drinking water quality.  
Low chromate content in accordance with Directive 2003/53/EC.  
Always set up a trial area/trial areas first.  
The characteristic data of the product were calculated under laboratory conditions at 20°C and 65% relative humidity.  
Deviations from applicable regulations must be agreed separately.  
The relevant test certificates must be observed when planning and carrying out work.

Tools / Cleaning

Mixing tool, trowel, smoothing trowel, aluminium float, render comb, sponge float



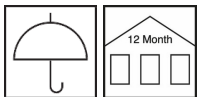
Clean tools with water while the material is still fresh.

Remmers tools

- Mischgefäß (4030)
- Putzkamm (4130)
- Gitterrabort (4231)
- Aufziehplatte (4436)
- Alu-Kardätsche mit Holzgriff (4429)
- Smoothing Trowel (4004)
- Glättkelle (4117)
- Smoothing Trowel Duo (4118)
- Schwammbrett rot (4935)
- Schwammbrett gelb (4936)

Storage / Shelf life

If stored in an unopened container and in a dry place, the product will keep for approx. 12 months.



Safety data / Regulations

For further information on the safety aspects of transporting, storing and handling the product and on disposal and environmental matters, please see the current Safety Data Sheet.

Personal protective equipment

Respiratory protection with a particle filter P2 must be worn during spraying, together with protective goggles. Wear suitable protective gloves and clothing.

Disposal

Larger quantities of leftover product should be disposed of in the original containers in accordance with the applicable regulations. Completely empty, clean containers should be recycled. Do not dispose of together with household waste. Do not allow to enter the sewage system. Do not empty into drains.

Declaration of performance

- Declaration of performance

Declaration of conformity



Remmers GmbH

Bernhard-Remmers-Str. 13, D – 49624 Lönigen

UKCA Remmers (UK) Limited

Unit 4, Lloyds Court, Manor Royal Crawley, RH10 9QU

CE 06 / UKCA 21

GBI P47-2

EN 998-1: 2017-02

0402

Designed rendering/plastering mortar used on moist masonry walls containing water soluble salt

Reaction to fire:	Class A1
Adhesion:	≥ 0.08 N/mm <sup>2</sup> (fracture pattern B)
Water absorption:	≥ 0.3 kg/m <sup>2</sup> after 24 h
Water vapour permeability:	μ ≤ 15
Thermal conductivity (λ10, dry):	≤ 0.27 W/(m·K) for P = 50%
Durability (against freeze-thaw):	Resistant, by use acc. TDS
Dangerous substances:	NPD



Please note that the data and information given above have been calculated as guidelines in the laboratory and from real-life experience and are therefore not binding as a basic principle.

This information is therefore of a general nature only and describes our products and how they are used and worked with. In this respect, it must be borne in mind that the varied and diverse nature of the

prevailing working conditions, materials used and construction sites encountered means that not every individual case can be covered. In this respect, we therefore recommend either conducting tests or liaising with us in the event of any doubt. Unless we have provided express written assurance of the products' specific suitability or characteristics in respect of a contractually stipulated intended use, any technical application-related advice or instruction will never

be binding, even though it is provided to the best of our knowledge. In all other respects, our general terms and conditions of sale and delivery shall apply.

When a new version of this Technical Data Sheet is published, it shall replace the previous version.