



RM pro

- Restoration Mortar SK -

Mineral stone substitution mortar for seamless feathering

Strength	Grain size	Availability		
		Quantity per pallet	32	30
		Size / Quantity	15 kg	25 kg
		Type of container	Plastic bucket	PE bag
		Container code	15	25
		Art. no.		
Special colours, can be made hydrophobic				
normal	fine ≤ 0.2 mm	0597	■	■
normal	[0592]	0598	■	■
normal	coarse ≤ 2.0 mm	0599	■	■
soft	fine ≤ 0.2 mm	0591	■	■
soft	[0592]	0592	■	■
soft	coarse ≤ 2.0 mm	0593	■	■
Special configurations with regard to composition and characteristic values				
individual	individual	0596	■	
Can be configured according to submitted sample (stone, existing mortar) or colour number (MF no., colour swatches, NCS etc.). Different grain sizes of the same article may lead to slight deviations in colour. Samples (1 kg) of the article can be ordered under article number 9990101 with indication of the colour shade or specification via muster@remmers.de . Minimum order quantity for special colours: 30 kg Minimum order quantity for 25 kg PE bags: 600 kg				

Application rate

Approx. 1.6 kg/l void

Apply to a large enough trial area to determine the precise amount required.



Range of use

- Restoration, substitution and reprofiling of mineral substrates such as natural stone, brick, concrete and artificial stone
- Reproducing ornamental building elements in a tamping procedure



Property profile

- Low free alkali content
- Can be processed, outgoing to "zero"
- Washable
- Good flank adhesion
- Low inherent stress
- UV-resistant pigments
- Can be made hydrophobic

Characteristic data of the product



Bulk density	Approx. 1.5 - 1.7 kg/dm ³
Water requirement	Consistency: for direct application Fine 0.2 mm: approx. 2.46 l/15 kg and 4.1 l/25 kg Medium 0.5 mm: Approx. 2.16 l/15 kg and 3.6 l/25 kg Coarse 2.0 mm: Approx. 1.8 l/15 kg and 3.0 l/25 kg
Shrinkage deformation DIN 52450	After 7 days: approx. -0.2 mm/m After 28 days: approx. -0.6 mm/m
Flexural strength	Normal approx. 3.5 N/mm ² Soft approx. 2.5 N/mm ²
Compressive strength	Normal < 13 N/mm ² Soft < 8 N/mm ²
E-modulus (DIN 1048)	Normal approx. 11 kN/mm ² Soft approx. 5 kN/mm ²
Maximum grain size	Fine 0.2 mm Medium 0.5 mm Coarse 2.0 mm

The values stated represent typical characteristic data of the product and are not to be understood as binding product specifications.

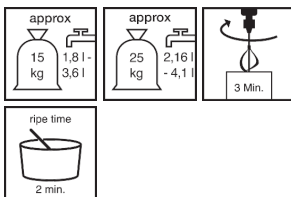
Possible system products

- Antihygro (0616)
- Color LA Fill Historic (6471)
- Color LA Historic (6476)
- ZM HF ^[basic] (0220)
- RM GM M10 (0638)

Preparation

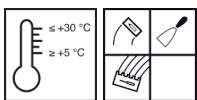
- **Substrate requirements**
Clean, dust-free and capable of supporting a load.
- **Substrate preparation**
Any necessary cleaning measures should be performed as gently as possible, e.g. by spraying with cold or hot water or steam cleaning; stubborn dirt should preferably be cleaned using the rotac soft blasting method or Remmers cleaning products (e.g. Clean FP, Clean AC basic, Clean WR).
Preserve valuable heritage ornamental elements and statues by carefully removing encrusted dirt and using the appropriate Remmers Stone Strengthener to carry out repeated intensive strengthening.

Production of the mixture



- **Mixing**
Pour water into a clean container and add dry mortar.
Mix thoroughly for approximately 3 minutes until the proper consistency for working has been achieved.
Maturing time approx. 2 minutes
Mix again and, if needed, add a small quantity of water.

Directions



- **Conditions for use**
Temperature of the material, air and substrate: from min. +5 °C to max. +30 °C.
Low temperatures increase, while high temperatures decrease the working and setting time.
 - **Working time (+20 °C)**
Approx. 30 minutes
- Consistency: for direct application**
Apply a contact layer with a slurry (dry mortar/water) in a layer thickness of approx. 2 mm on the pre-wetted, matt damp substrate.
Apply mortar in layer thicknesses from "zero" (depending on maximum grain size) to 3 cm wet-on-wet in the contact layer, 1 to 2 mm above the final surface.
Joints in the masonry must be maintained.
After sufficient hardening (when the grain pops), roughen the surface or scrape down to the final surface.
Rework the repaired areas (using a scraper or abrasion tool) onto the structure surrounding the defective area.

Consistency: slurry
Apply the material to the pre-wetted, matt damp substrate.

Tips on use

Once it has hardened, mortar must not be made workable again by adding either water or more wet mortar.
If necessary, remove excess material from the stone surface with a firm sponge (e.g. latex sponge).
The type and duration of the reworking and surface treatment will influence the colour.
Slight deviations in colour between different batches are possible.



Protect wet mortar surfaces against frost, rain and drying out too quickly for at least 4 days.
Wait at least 24 hours before applying subsequent layers.

Notes

May contain traces of pyrite (iron sulphide).
Do not use on gypsum-based substrates.
The characteristic data of the product were calculated under laboratory conditions at 20°C and 65% relative humidity.
Low chromate content in accordance with Directive 2003/53/EC.
The mixing water must be of drinking water quality.
Special colour according to colour number (MF no., colour swatches, NCS etc.) or submitted sample (in the case of changing or alternating colours, clearly mark the desired colour).
The colour that is obtained after drying and hardening depends on the ambient conditions and the processing method. For instance, a freshly smoothed surface will be lighter than one that is smoothed later or roughened.
Different grain sizes of the same product may lead to slight differences in colour. Substrates soaked from the back may cause discolouration.
Always set up a trial area/trial areas first.
Alkaline binders may cause a dissolution process on non-ferrous metals.
Deviations from applicable regulations must be agreed separately.
The relevant test certificates must be observed when planning and carrying out work.

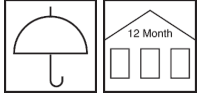
Tools / Cleaning



Mixing tool, trowel, smoothing trowel
Clean tools with water while the material is still fresh.

- Remmers tools
- Mischgefäß (4030)
 - Collomix® Stirrer KR (4292)
 - Smoothing Trowel (4004)
 - Glättkelle (4117)
 - Smoothing Trowel Duo (4118)

Storage / Shelf life



If stored in an unopened container and in a dry place, the product will keep for approx. 12 months.

Safety data / Regulations

For further information on the safety aspects of transporting, storing and handling the product and on disposal and environmental matters, please see the current Safety Data Sheet.

Disposal

Larger quantities of leftover product should be disposed of in the original containers in accordance with the applicable regulations. Completely empty, clean containers should be recycled. Do not dispose of together with household waste. Do not allow to enter the sewage system. Do not empty into drains.

Declaration of performance

➤ [Declaration of performance](#)

Declaration of conformity



Remmers GmbH
Bernhard-Remmers-Str. 13, D – 49624 Lönningen

23
GBI-P 132
EN 998-1: 2017-02
0596

Restoring, supplementing and re-profiling mineral substrates such as natural stone, brick, concrete and synthetic stone. Reproducing ornamental building elements in a tamping procedure

Reaction to fire: class A1
Adhesion: $\geq 1.0 \text{ N/mm}^2$ (fracture pattern B)
Water absorption: Wc 0



Please note that the data and information given above have been calculated as guidelines in the laboratory and from real-life experience and are therefore not binding as a basic principle.

This information is therefore of a general nature only and describes our products and how they are used and worked with. In this respect, it must be borne in mind that the varied and diverse nature of the

prevailing working conditions, materials used and construction sites encountered means that not every individual case can be covered. In this respect, we therefore recommend either conducting tests or liaising with us in the event of any doubt. Unless we have provided express written assurance of the products' specific suitability or characteristics in respect of a contractually stipulated intended use, any technical application-related advice or instruction will never

be binding, even though it is provided to the best of our knowledge. In all other respects, our general terms and conditions of sale and delivery shall apply.

When a new version of this Technical Data Sheet is published, it shall replace the previous version.