

Epoxicote™ High Build


Watco has developed a highly advanced formulation that puts Epoxicote High Build into a class of its own. This one coat, high build, virtually solvent free epoxy resin floor coating guarantees exceptional wear and offers superior protection for concrete floors.

The 'rapid' versions cure within just 8 hours to withstand light traffic saving on downtime, whilst the 'anti slip' versions provide a good level of slip resistance where needed. The anti slip particles are suspended in the coating making it easy to use and leaves a uniform textured finish.

Epoxicote High Build Cold Cure can be applied in cold conditions down to 5°C and also comes in a slip resistant version.

All grades now carry CE Mark EN1504-2 and have impressive test results for hardness, abrasion, scratch and impact resistance, as well as for adhesion, slip resistance and flexibility. They also offer superior chemical resistance, and have an A+ VOC emissions rating with a low level of VOC.

Colours



Samples are available on request. While great care is taken with the colour samples shown, no guarantee can be given that they represent exactly the colours offered.



Areas of use:

- Very heavily trafficked floors
- Production areas
- Showrooms
- Warehouses
- Garages
- Oil & chemical areas

Features:

- Versions available: Epoxicote High Build, Epoxicote High Build Rapid, Epoxicote High Build Anti Slip, Epoxicote High Build Anti Slip Rapid, Epoxicote High Build Cold Cure, Epoxicote High Build Cold Cure Anti Slip
- One coat, high build epoxy resin coating – gives excellent wear and abrasion resistance with just one coat
- Glossy, attractive, easily cleaned finish
- Excellent resistance to oil and chemicals
- Low odour – safe to use in confined spaces
- Cures within 8 hours to withstand light traffic (see 'Rapid' versions)
- Superior performance demonstrated by ISO testing to CE Mark EN1504-2

Need help? Speak to the experts

Our dedicated and professional team are here to help you get the best results for your project. They will talk you through the preparation and application stages when using **Epoxicote High Build**.

Call our expert team on: **01483 418 418** (Weekdays 8:00am - 5:30pm. Saturday 9:00am - 12:00pm)



Epoxicote™ High Build

1 Surface Preparation

Bare Concrete – remove surface laitance, dust and any light dirt or grease deposits using Watco Etch & Clean. Watco Etch & Clean also etches smooth, bare concrete surfaces to provide a key. Flush with clean water and allow surface to dry. For the removal of heavier deposits of oil and grease, we recommend Watco Concroff. Again, flush with clean water and allow the surface to dry.

New Concrete – as a guide, new concrete should be left for eight weeks to dry (if the application has to go ahead before this, use Watco New Concrete Primer). The surface should then be prepared using Watco Etch & Clean and thoroughly rinsed away and left to dry prior to applying this coating.

Painted surfaces – abrade to remove any weak or loose paint. Check remaining paint is well bonded. Very smooth, glossy paint should be lightly abraded to provide a key. Watco Bio-D can be used to remove grease and oil from painted surfaces. Watco Concroff is a very powerful degreaser for contaminated bare concrete (do not use on a previously painted surface as it can soften paint).

Priming – Watco Epoxicote High build Primer is recommended for bare concrete surfaces. It prevents air bubbles forming in Epoxicote High Build when painting open textured or porous concrete. Using this primer also promotes good adhesion when painting hard, smooth or power floated concrete.

Metal – remove any rust and flaking material by disc grinding or wire brushing. Apply the coating immediately after preparation to the clean metal surface. Grease or oil can be removed using Watco Bio D. Allow the metal to dry before coating.

Galvanised Metal – Watco Galvaprim must be used to prepare galvanised metal.

Non-ferrous Metals - for advice, please contact our Technical Department.

2 Mixing

Remove the two inner tins from the tall outer tin. Stir the contents of each tin thoroughly and pour all of the contents into the outer tin (scrape around the inside of the tins to remove any residue). Mix the components together thoroughly using a spatula or similar wide bladed tool (a piece of wooden batten is ideal). Do not thin. Continue mixing until an even colour and consistency are obtained. Do not mix more than one pack at a

time. If a paint stirrer fitted to an electric drill is used, also use the spatula to blend in any unmixed material from the sides and bottom of the tin. In the anti slip versions the slip resistant particles are already pre-blended (in the Curing Agent).

3 Application

To watch our online video, please go to www.watco.co.uk.

Once the contents of the pack have been mixed, a chemical reaction takes place which creates heat. Therefore, the product should be decanted into a shallow tray to avoid reducing the pot life and used straight away. Best results are obtained in warm (minimum of 15°C), dry conditions with good ventilation. Apply one coat with a medium pile roller (not foam), working well into the surface of the concrete. On vertical surfaces, two thin coats are recommended. Do not exceed the maximum coverage of 18m² per 4 litre pack. Do not wash or allow water to lie on the surface for at least 7 days.

4 Safety

Material Safety Data Sheets are available.

5 Ordering

Available direct from Watco UK Limited and through agents worldwide. All Watco products are sold subject to the Company's Standard Conditions of Sale.

Epoxicote™ High Build

Specification

Composition	High build, 100% solids epoxy resin.
Number of Components	1 x curing agent and 1 x resin.
Finish	Coloured, high gloss, smooth (anti slip also available).
Primer Required	See 'Surface preparation on P.2'.
Number of Coats	1
Dry Film Thickness	220 microns.
Wet Film Thickness	220 microns.
Usage Interior/Exterior	Interior.
Application Tools	Medium pile roller. Cut in using a brush.
Minimum Application Temperature	Air temperature 15°C. Floor temperature 10°C. (5°C for 'Cold Curing' versions).
Suitable For	Concrete, sand and cement, well bonded paint and some metals. The moisture content of concrete should be less than 75% RH.
Pack Size	4L
Coverage	18m ²
Pot Life	25 mins at 20°C ('Advanced' & 'Rapid' versions 20 mins at 20°C)
Mix Ratio (by weight)	100 parts resin : 24 parts curing agent.
Cleaning Tools	It is not practical to clean applicators and they should be discarded after use.
Shelf Life	24 months in unopened container.
Storage	Between 15°C-25°C for at least 8 hours prior to use. Do not allow to freeze.
Principle Limitations	Most self-levelling compounds cannot be painted – please ask for details. Unsuitable for asphalt. Painting chequer plate can be a problem as coatings can wear prematurely off the 'high spots'. Do not apply to damp surfaces.
Please contact us regarding applications not described here.	

Curing Times (hours)

	Recoat Times	Touch Dry	Light Traffic	Heavy Traffic
Epoxicote High Build & Anti Slip	16 at 10°C, 10 at 20°C, 6 at 30°C	12 at 10°C, 6 at 20°C, 4 at 30°C	24 at 10°C, 16 at 20°C, 8 at 30°C	48 at 10°C, 48 at 20°C, 16 at 30°C
Cold Cure, Cold Cure Anti Slip	24 at 5°C, 16 at 10°C, 12 at 20°C 6 at 30°C,	16 at 5°C, 12 at 10°C, 6 at 20°C 4 at 30°C	30 at 5°C, 24 at 10°C, 16 at 20°C 8 at 30°C	72 at 5°C, 48 at 10°C, 48 at 20°C 16 at 30°C
Rapid, Rapid Anti Slip	12 at 10°C, 6 at 20°C, 4 at 30°C	8 at 10°C, 4 at 20°C, 3 at 30°C	16 at 10°C, 8 at 20°C, 6 at 30°C	48 at 10°C, 16 at 20°C, 16 at 30°C

Full Chemical Resistance: 7 days. Light Traffic: Foot, trolley, pallet truck, occasional forklift. Heavy Traffic: Regular forklift, heavy footfall, parked vehicles.

Epoxicote™ High Build

Test Results


<p>ABRASION RESISTANCE ISO 5470-1 166/153mg</p>	<p>Abrasion Resistance ISO 5470-1</p> <p>Taber test method expresses results in mg on a scale between 0mg (highest resistance) and 3000mg (lowest). A reading below 3000mg is a CE mark pass.</p>	<p>3000mg → 0mg Lowest → Highest</p> <p>166mg – High Build/Cold Cure/Rapid</p>	<p>FLEX ISO 1519 2mm</p>	<p>Flexibility ISO 1519</p> <p>Flexibility is measured using a Mandral Flex Tester, 2mm is the most flexible, 36mm the least.</p>	<p>36mm → 2mm Lowest → Highest</p>
<p>IMPACT RESISTANCE ISO 6272 CLASS2</p>	<p>Impact Resistance ISO 6272</p> <p>Impact is expressed as Newton metres. Greater than 4 Nm is a CE mark pass.</p>	<p>Class 1 >4Nm Class 2 >10Nm Class 3 >20Nm</p>	<p>GLOSS VALUE 98</p>	<p>Gloss Value</p> <p>Rating is a 'Gloss Unit' measured on an Optical Glossmeter.</p>	<p>Matt 0-10%, Low Sheen 10-25%, Eggshell 26-40%, Semi-Gloss 41-69%, Gloss 70-85%, High Gloss +85%</p>
<p>SCRATCH RESISTANCE ISO 4586-2 7N</p>	<p>Scratch Resistance ISO 4586-2</p> <p>Scratch resistance is measured using a Sclerometer and the resistance is measured in Newtons. 1N is the lowest resistance, 20N the highest.</p>	<p>1N → 20N Lowest → Highest</p>	<p>CHEMICAL RESISTANCE EXCELLENT</p>	<p>Chemical Resistance</p> <p>Results shown are for tests with commonly used chemicals. Advice can be given for chemicals not listed here.</p>	<p>Petrol, 25% Lactic Acid, Diesel Fuel, 10% Hydrochloric Acid, Xylene, 10% Nitric Acid, Salt, 25% Sulphuric Acid, White Spirit, 20% Phosphoric Acid, Bleach, 10% Citric Acid, 20% Ammonia, 20% Caustic Soda, Anti Freeze, Sugar Solutions, Mineral Oil, 10% Oxalic Acid, Detergents, 5% Acetic Acid, Methylated Spirits. Avoid permanent immersion.</p>
<p>ADHESION ISO 2409 CLASS1</p>	<p>Adhesion Test ISO 2409</p> <p>Cross-Cut Test method. Class 0 is highest adhesion, Class 5 is lowest.</p>	<p>Class: 5 → 4 → 3 → 2 → 1 → 0 Lowest Highest</p>			
<p>ADHESION EN 1542 4.5MPa /Nmm²</p>	<p>Adhesion Test EN 1542</p> <p>Adhesion is expressed in MegaPascals(MPa) or Newton millimetres squared(Nmm²). Greater than 2 MPa is a CE mark pass.</p>	<p>>2MPa (Nmm²) = test pass 4.5MPa – High Build/Anti Slip/Rapid/Cold Cure</p>	<p>WATER PERMEABILITY EN 1062-3 W₃</p>	<p>Water Permeability EN 1062-3</p> <p>To achieve a CE mark, the measurement must be less than 0.1 kg/m²(24 h)0.5</p>	<p>CE Marking Critical Value: < 0.1kg/m²/(24 h)0.5 W₁ → W₂ → W₃ Lowest → Highest</p>
<p>HARDNESS 9H</p>	<p>Wolff-Wilborn Hardness Test</p> <p>Also known as the 'pencil test', a 9H reading is the measure of a hardest coating, HB is the softest.</p>	<p>HB → 9H Least Hard → Hardest</p>	<p>SLIP RESISTANCE BS7976-2 66 PTV</p>	<p>Slip Resistance BS7976-2 *A/S only</p> <p>The Pendulum Test Value (PTV) is measured in wet conditions. A number above 36 indicates a 'low slip potential'.</p>	<p>High: 0-24 PTV Moderate: 25-35 PTV Low: 36+ PTV 66PTV – High Build Anti Slip</p>

Epoxicote™ High Build

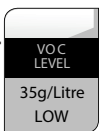
Standard Compliance



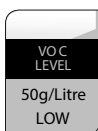
EN 1504-2
This mark indicates that a coating has passed all the tests required to carry a CE mark.



BREEAM COMPLIANT
(for refurbishment)




VOC LEVEL
High Build/
Anti Slip/
Cold Cure/
Cold Cure
A/S



VOC LEVEL
Rapid/
Rapid A/S



ISO 16000
The 'Loi Grenelle' measurement of the effect of a product's VOC level within a building. A+ is the top safety rating.



REACH COMPLIANT